

50m Freestyle Men Final

2023 Apollo Projects NZ Age Group S...

Points Swimmers Files Scoreboard





























- Session 1 Wed | 09:10 AM
- Session 2 Wed | 05:40 PM
- Session 3 Thu | 09:10 AM
- Session 4 Thu | 05:40 PM
- Session 5 Fri | 09:10 AM
- Session 6 Fri | 05:40 PM
- Session 7 Sat | 09:10 AM
- Session 8 Sat | **LIVE**

Session 8 Saturday 05:40 PM		
25	05:40 PM	100m Breaststroke Wome...
26	05:58 PM	200m Individual Medley M...
109	06:21 PM	200m Individual Medley M...
110	06:28 PM	200m Individual Medley W...
27	06:35 PM	200m Freestyle Women Fi...
28	06:58 PM	50m Freestyle ... <b>LIVE</b>
29	07:11 PM	50m Butterfly Women Final
111	07:55 PM	200m Freestyle Men Multi...
112	08:02 PM	200m Freestyle Women M...
30	08:09 PM	1500m Freestyle Men Fina...
31	08:29 PM	4x100m Medley Women - ...
310	08:37 PM	4x100m Medley Women 1 ...
32	08:51 PM	4x100m Medley Men - 15 ...
320	09:05 PM	4x100m Medley Men 16 & ...


















27 **200m Freestyle Women Final** Official

☰ Qualified ☰ Heats

Total						
Rank	Competitor	Age	Club	RT	FINA	Result
1	Osborne Su...	17	North Shore ...	+0.68		<b>2:01.79</b> Entry: 2:04.68 (- 2.89)
	50m: 28.37		100m: 59.00 (30.63)			150m: 1:30.09 (31.09)
			200m: 2:01.79 (31.70)			
2	Allan Eva	17	United Swim...	+0.72		<b>2:03.97</b> Entry: 2:08.59 (- 4.62)
	50m: 28.85		100m: 1:00.49 (31.64)			150m: 1:32.40 (31.91)
			200m: 2:03.97 (31.57)			
3	Allott Keira	18	Mt Maungan...	+0.78		<b>2:04.62</b> Entry: 2:07.43 (- 2.81)
	50m: 29.26		100m: 1:00.79 (31.53)			150m: 1:32.91 (32.12)
			200m: 2:04.62 (31.71)			
4	Wansbroug...	16	Aquabladz ...	+0.79		<b>2:05.61</b> Entry: 2:11.15 (- 5.54)
	50m: 29.07		100m: 1:00.98 (31.91)			150m: 1:33.08 (32.10)
			200m: 2:05.61 (32.53)			
5	Bennett Bro...	16	Vikings Swi...	+0.77		<b>2:06.34</b> Entry: 2:10.20 (- 3.86)
	50m: 29.31		100m: 1:01.11 (31.80)			150m: 1:33.92 (32.81)
			200m: 2:06.34 (32.42)			
6	Asiata Dani...	16	Howick Paku...	+0.66		<b>2:06.77</b> Entry: 2:11.72 (- 4.95)
	50m: 29.55		100m: 1:01.45 (31.90)			150m: 1:33.85 (32.40)
			200m: 2:06.77 (32.92)			
7	De Coster N...	15	St Paul's Swi...	+0.71		<b>2:06.92</b> Entry: 2:11.73 (- 4.81)
	50m: 29.99		100m: 1:02.35 (32.36)			150m: 1:35.04 (32.69)
			200m: 2:06.92 (31.88)			
8	Emmett Oliv...	15	Hamilton Aq...	+0.76		<b>2:07.37</b> Entry: 2:09.20 (- 1.83)
	50m: 29.29		100m: 1:02.05 (32.76)			150m: 1:35.34 (33.29)
			200m: 2:07.37 (32.03)			
9	Tassicker N...	17	Nga Tai Tuat...	+0.76		<b>2:07.72</b> Entry: 2:10.80 (- 3.08)
	50m: 29.51		100m: 1:01.89 (32.38)			150m: 1:35.69 (33.80)
			200m: 2:07.72 (32.03)			
10	Abdou Hanna	16	Wharenui Sw...	+0.77		<b>2:07.79</b> Entry: 2:10.71 (- 2.92)
	50m: 29.59		100m: 1:01.79 (32.20)			150m: 1:34.87 (33.08)
			200m: 2:07.79 (32.92)			
11	Glintmeyer ...	14	Kiwi West A...	+0.75		<b>2:07.95</b> Entry: 2:10.19 (- 2.24)
	50m: 29.38		100m: 1:02.15 (32.77)			

	150m: 1:34.99 (32.84)	200m: 2:07.95 (32.96)		
12	 <b>Pedersen Zoe</b>	16  <b>Coast Swim...</b> +0.71	<b>2:08.89</b> Entry: 2:11.05 (- 2.16)	
	50m: 28.46 150m: 1:35.24 (34.13)	100m: 1:01.11 (32.65) 200m: 2:08.89 (33.65)		
13	 <b>Finer Emilia</b>	18  <b>Neptune Swi...</b> +0.72	<b>2:09.07</b> Entry: 2:09.99 (- 0.92)	
	50m: 30.01 150m: 1:36.50 (33.76)	100m: 1:02.74 (32.73) 200m: 2:09.07 (32.57)		
14	 <b>Peters Chloe</b>	15  <b>Hamilton Aq...</b> +0.70	<b>2:09.37</b> Entry: 2:12.10 (- 2.73)	
	50m: 29.13 150m: 1:35.54 (33.53)	100m: 1:02.01 (32.88) 200m: 2:09.37 (33.83)		
15	 <b>Sweetman ...</b>	17 <b>Howick Paku...</b> +0.81	<b>2:09.53</b> Entry: 2:09.92 (- 0.39)	
	50m: 29.62 150m: 1:36.41 (34.35)	100m: 1:02.06 (32.44) 200m: 2:09.53 (33.12)		
16	 <b>McEwan Tal...</b>	17 <b>Mt Maungan...</b> +0.69	<b>2:09.61</b> Entry: 2:08.30 (+ 1.31)	
	50m: 28.70 150m: 1:34.70 (34.01)	100m: 1:00.69 (31.99) 200m: 2:09.61 (34.91)		
17	 <b>Parmenter ...</b>	15  <b>Jasi Swim C...</b> +0.75	<b>2:10.54</b> Entry: 2:14.96 (- 4.42)	
	50m: 29.90 150m: 1:36.76 (34.09)	100m: 1:02.67 (32.77) 200m: 2:10.54 (33.78)		
18	 <b>Hamblyn-O...</b>	17  <b>Coast Swim...</b> +0.71	<b>2:11.26</b> Entry: 2:12.05 (- 0.79)	
	50m: 30.95 150m: 1:38.09 (33.76)	100m: 1:04.33 (33.38) 200m: 2:11.26 (33.17)		
19	 <b>Lawson Aly...</b>	13  <b>St Peter's S...</b> +0.78	<b>2:11.71</b> Entry: 2:16.32 (- 4.61)	
	50m: 29.98 150m: 1:37.55 (34.40)	100m: 1:03.15 (33.17) 200m: 2:11.71 (34.16)		
20	 <b>Tapper Alys...</b>	15  <b>St Peter's S...</b> +0.70	<b>2:11.94</b> Entry: 2:15.57 (- 3.63)	
	50m: 30.63 150m: 1:38.07 (34.28)	100m: 1:03.79 (33.16) 200m: 2:11.94 (33.87)		
21	 <b>Tapper Mila...</b>	17  <b>St Peter's S...</b> +0.70	<b>2:12.05</b> Entry: 2:12.54 (- 0.49)	
	50m: 30.87 150m: 1:38.87 (34.19)	100m: 1:04.68 (33.81) 200m: 2:12.05 (33.18)		
22	 <b>Wilson Ava</b>	14 <b>Carterton Sw...</b> +0.74	<b>2:12.92</b> Entry: 2:15.08 (- 2.16)	
	50m: 29.81 150m: 1:37.89 (34.68)	100m: 1:03.21 (33.40) 200m: 2:12.92 (35.03)		
23	 <b>Hurley Kate</b>	15 <b>Pirates Swim...</b> +0.73	<b>2:13.52</b> Entry: 2:15.38 (- 1.86)	
	50m: 30.53 150m: 1:38.45 (34.48)	100m: 1:03.97 (33.44) 200m: 2:13.52 (35.07)		
24	 <b>Brennan Eli...</b>	16  <b>Coast Swim...</b> +0.70	<b>2:13.98</b> Entry: 2:16.24 (- 2.26)	
	50m: 30.76 150m: 1:39.05 (35.04)	100m: 1:04.01 (33.25) 200m: 2:13.98 (34.93)		
25	 <b>Macdonald ...</b>	15 <b>Enterprise S...</b> +0.74	<b>2:14.11</b> Entry: 2:14.63 (- 0.52)	
	50m: 30.74 150m: 1:39.09 (35.18)	100m: 1:03.91 (33.17) 200m: 2:14.11 (35.02)		
25	 <b>Gibbs Charl...</b>	17 <b>Tawa Swim...</b> +0.67	<b>2:14.11</b> Entry: 2:12.26 (+ 1.85)	
	50m: 29.65 150m: 1:38.22 (34.91)	100m: 1:03.31 (33.66) 200m: 2:14.11 (35.89)		
27	 <b>Bell Millie</b>	14  <b>North Cante...</b> +0.75	<b>2:14.35</b> Entry: 2:17.22 (- 2.87)	
	50m: 30.74 150m: 1:39.72 (34.52)	100m: 1:05.20 (34.46) 200m: 2:14.35 (34.63)		
28	 <b>van Veldhui...</b>	15 <b>Heretaunga ...</b> +0.78	<b>2:14.36</b> Entry: 2:16.45 (- 2.09)	
	50m: 30.75 150m: 1:39.49 (35.14)	100m: 1:04.35 (33.60) 200m: 2:14.36 (34.87)		
29	 <b>Austin Amel...</b>	16 <b>St Paul's Swi...</b> +0.79	<b>2:14.64</b> Entry: 2:16.71 (- 2.07)	
	50m: 30.67 150m: 1:38.61 (35.01)	100m: 1:03.60 (32.93) 200m: 2:14.64 (36.03)		

**2:14.99**

30	 Yamagami ...	13	Howick Paku... +0.69	Entry: 2:17.32 (- 2.33)
	50m: 29.77 150m: 1:38.72 (35.03)		100m: 1:03.69 (33.92) 200m: 2:14.99 (36.27)	
31	 Simpson Ng...	16	Swim Rotorua +0.80	<b>2:15.06</b> Entry: 2:14.82 (+ 0.24)
	50m: 30.23 150m: 1:38.68 (35.54)		100m: 1:03.14 (32.91) 200m: 2:15.06 (36.38)	
32	 Haydon Gra...	16	Wharenui Sw... +0.71	<b>2:15.08</b> Entry: 2:16.02 (- 0.94)
	50m: 31.30 150m: 1:40.20 (35.00)		100m: 1:05.20 (33.90) 200m: 2:15.08 (34.88)	
33	 Baker Genaya	14	 SwimZone R... +0.78	<b>2:15.70</b> Entry: 2:16.86 (- 1.16)
	50m: 31.15 150m: 1:40.31 (35.15)		100m: 1:05.16 (34.01) 200m: 2:15.70 (35.39)	
34	 Piper Hannah	16	United Swim... +0.71	<b>2:16.01</b> Entry: 2:14.96 (+ 1.05)
	50m: 30.71 150m: 1:40.18 (35.54)		100m: 1:04.64 (33.93) 200m: 2:16.01 (35.83)	
35	 Conley Paige	13	 Whanganui ... +0.81	<b>2:16.09</b> Entry: 2:20.30 (- 4.21)
	50m: 31.10 150m: 1:41.20 (36.02)		100m: 1:05.18 (34.08) 200m: 2:16.09 (34.89)	
36	 Riley Ariella	14	 Hamilton Aq... +0.81	<b>2:16.75</b> Entry: 2:17.25 (- 0.50)
	50m: 31.91 150m: 1:42.55 (35.54)		100m: 1:07.01 (35.10) 200m: 2:16.75 (34.20)	
37	 Nelson Holly	15	 North Shore ... +0.62	<b>2:16.93</b> Entry: 2:15.07 (+ 1.86)
	50m: 31.43 150m: 1:41.66 (35.89)		100m: 1:05.77 (34.34) 200m: 2:16.93 (35.27)	
38	 McIntosh Al...	14	Mt Wellingto... +0.70	<b>2:17.92</b> Entry: 2:18.70 (- 0.78)
	50m: 31.26 150m: 1:42.74 (36.22)		100m: 1:06.52 (35.26) 200m: 2:17.92 (35.18)	
39	 Knight Kayla	14	United Swim... +0.77	<b>2:20.13</b> Entry: 2:25.57 (- 5.44)
	50m: 30.40 150m: 1:41.86 (36.73)		100m: 1:05.13 (34.73) 200m: 2:20.13 (38.27)	
40	 Nadilo Mari...	14	 Nga Tai Tuat... +0.72	<b>2:21.41</b> Entry: 2:22.23 (- 0.82)
	50m: 31.05 150m: 1:44.23 (36.98)		100m: 1:07.25 (36.20) 200m: 2:21.41 (37.18)	
41	 Lyles Jasmi...	15	 Phoenix Aqu... +0.71	<b>2:22.43</b> Entry: 2:15.18 (+ 7.25)
	50m: 32.54 150m: 1:46.05 (37.27)		100m: 1:08.78 (36.24) 200m: 2:22.43 (36.38)	